

THE NEW

1.9/3.0 DDi
BLUEPOWER

ISUZU
D-MAX

INNOVATE FOR
MORE
POWER





WORLD CLASS

BLUE POWER INNOVATION

More power, comfort and safety. Meet the high-powered pick-up truck with an engine that's ready for anything.

With more than 85 years of innovation experience, we know how to build the best pick-up truck to suit your needs.








INNOVATE FOR MORE POWER

The 1.9L Blue Power engine might be compact, but still packs a heavy punch. So how did we give our engine more power, without compromising on efficiency?


**1.9 Ddi
BLUE POWER**

WE PUT IN

-  **MORE POWER**
Confidently take on any challenge.
-  **MORE TORQUE**
No job too tough, no adventure too difficult.
-  **MORE FUEL EFFICIENCY**
Go further on less.
-  **MORE ENVIRONMENTAL FRIENDLY**
A greener peace of mind.
-  **MORE DURABILITY**
Last longer than your competitors.

SO YOU CAN ENJOY

-  **LESS WEIGHT**
Lighter and more agile to handle any task.
-  **LESS FRICTION**
Smoother rides, guaranteed.
-  **LESS CO₂ EMISSION**
Effective engine that uses cleaner energy.
-  **LESS NOISE**
Music to our ears.
-  **LESS MAINTENANCE**
So you can get to doing all the important things.





6-SPEED AUTOMATIC TRANSMISSION

6-Speed Automatic with Sequential Shift Transmission lets you switch into an exciting Sports Mode with ease. Accurate, durable and responsive, driving is a pleasure with two overdrives on gears 5 and 6.

*(on the 1.9L model)



TIMING GEAR AND CHAIN DESIGN

- High performance steel chain
- Lower service cost
- Lower engine noise



DLC (DIAMOND-LIKE-CARBON) COATED FUEL INJECTOR NEEDLES

- Extreme heat and pressure tolerant
- Anti-Friction material
- Better performance
- Better fuel consumption



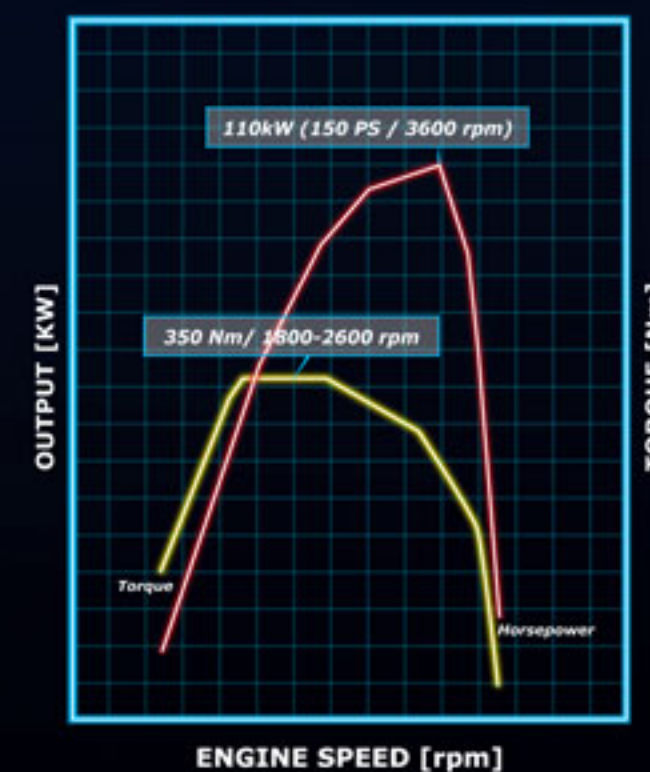
GRAPHITE COATING PISTONS

- Prevent cold start engine wear
- Reduce friction
- Increase engine life
- Increase performance
- Lower maintenance

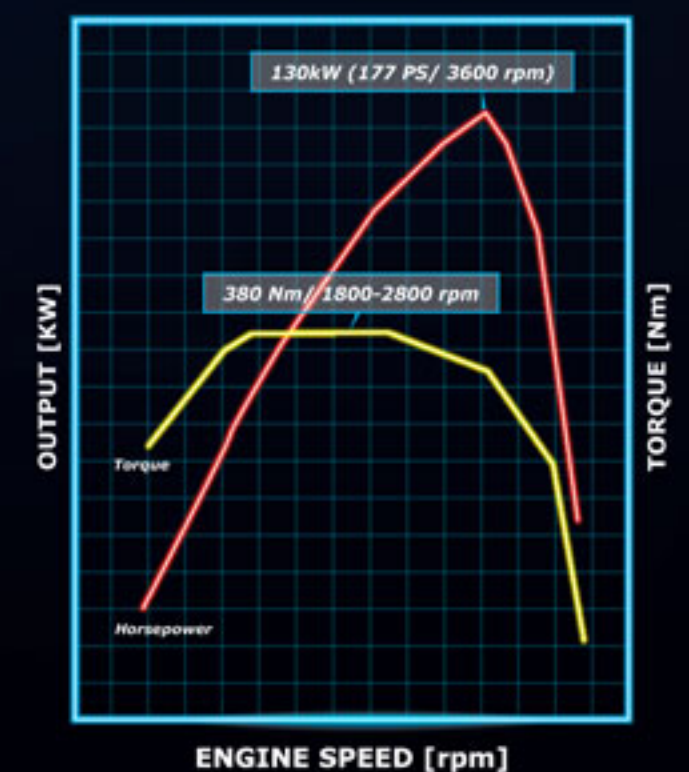
First EEV Certified pick-up truck



1.9L R24E-TC ENGINE



3.0L 4JJ1-TCX ENGINE



INNOVATE FOR MORE STABILITY



Designed for every work condition so that each ride is a smooth, stable experience.

WIDER & TOUGHER CHASSIS DESIGN

Bigger, broader, tougher; ready for any adventure.

IDEAL WEIGHT DISTRIBUTION DESIGN

Never be off-balance, even on the toughest of roads.



TERRAIN COMMAND

No matter the road condition, Isuzu's got it under control with our superior 2H, 4H or 4L Terrain Control.



CLIMBING STABILITY

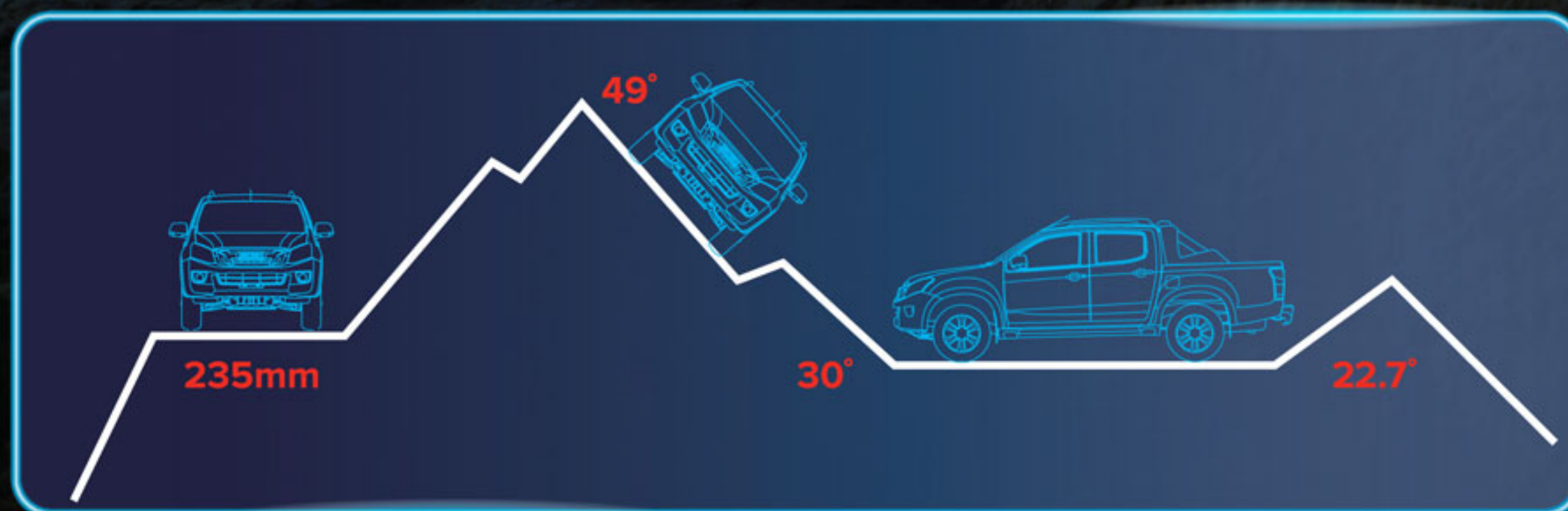
We know life isn't always a smooth road, so no matter the angle, conquer with confidence:

- 30° Departure Angle
- 22.7° Arrival Angle
- 49° Side Slope Angle

A SMOOTHER JOURNEY

We enhanced the vehicle's handling abilities with these additional features:

- Soft Ride Spring
- Terrain Command:
Take on any road condition without fear.
- High Ground Clearance: 235mm



INNOVATE FOR MORE STYLE

We improved the performance not only under the hood, but also the outer design of the vehicle, making it sharper, aggressive and solid.

NEW FRONT GRILLE DESIGN

An updated look for updated performance.



NEW Bi-LED HEADLAMP WITH DAYTIME RUNNING LIGHT (DRL)

Never be caught off-guard when you can keep roads illuminated, no matter the condition.



NEW ALLOY RIMS *18" of pure style and personality.*





NEW FOGLEAMP GARNISH DESIGN

*Looks good, sees better,
no matter the weather.*



SPORTY DECAL DESIGN

*Add a sporty touch to
an already rugged vehicle.*



TAILGATE ASSIST

*Smooth and effortless,
One Hand Opening and Closing.
95% Reduced Tailgate Weight.*

**(optional Isuzu Genuine Accessory)*

INNOVATE FOR MORE COMFORT

*Adventure doesn't have to be uncomfortable.
With new interior stylings for a more discerning taste,
every ride is a stylish, comfortable one.*





PREMIUM SEATING

- Stylish leather fabric seats for ultimate comfort.
- Premium sporty design to give your interiors an edge.

**(for 4x4 AT premium only)*

- Comfortable and long-lasting.
- Leather details are soft, yet durable, while Fabric elements are cooling and breathable.



CONTROL AT YOUR FINGERTIPS

Infotainment Illumax 8" touch-screen dashboard lets you see and control everything at a glance, complete with GPS and 8 speakers.

**(4x2 AT Premium may vary from image shown)*



SMART CLIMATE CONTROL SYSTEM

Keep cool, just the way you like it.



PASSIVE ENTRY AND START SYSTEM (PESS)

Never lose your keys again — seamless entry and start up without ever having to take anything out of your pocket.



AUTO FOLD SIDE MIRRORS

Save a little space for tricky parking situations.



UPDATED INTERIOR DASH PANEL

New soft-touch materials lend a premium touch for your interior.



BACK SEAT CHARGING

Don't let passengers crowd the front dash with new USB slots available for backseats.

INNOVATE FOR MORE SAFETY

No matter where adventure takes you, know that the new Isuzu D-Max models come with extensive safety features to keep you safe.



8" REVERSE CAMERA

Like eyes on the back of your head, easily manoeuvre around sticky situations at a glance.



+6 AIRBAGS

No matter the impact, safety comes first with added airbag protection.

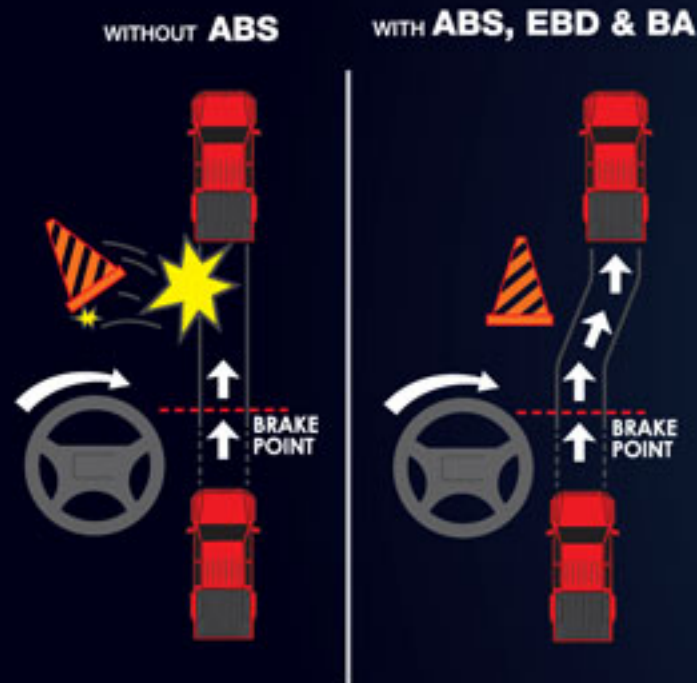
**(for 3.0L Premium only)*



SAFER SEATING

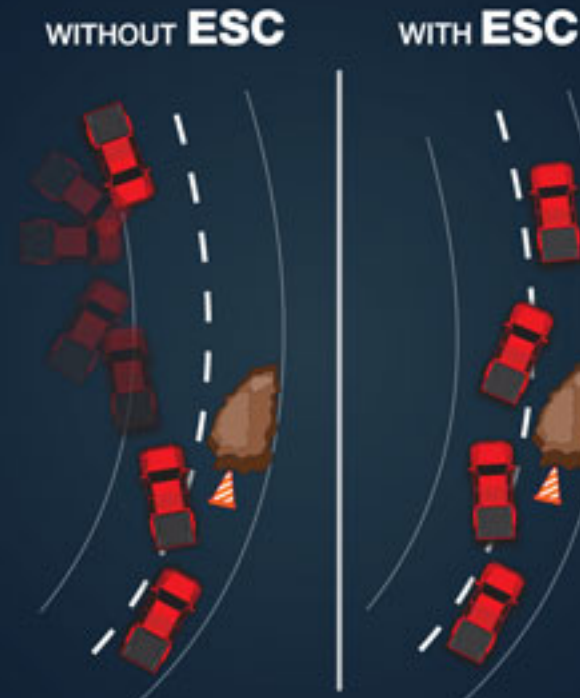
The D-Max cabin is made from High Tensile Steel. Strong and rigid for passenger safety. Our Tailor-Welded Blank construction technique ensures additional protection.

ADVANCED SAFETY FEATURES:



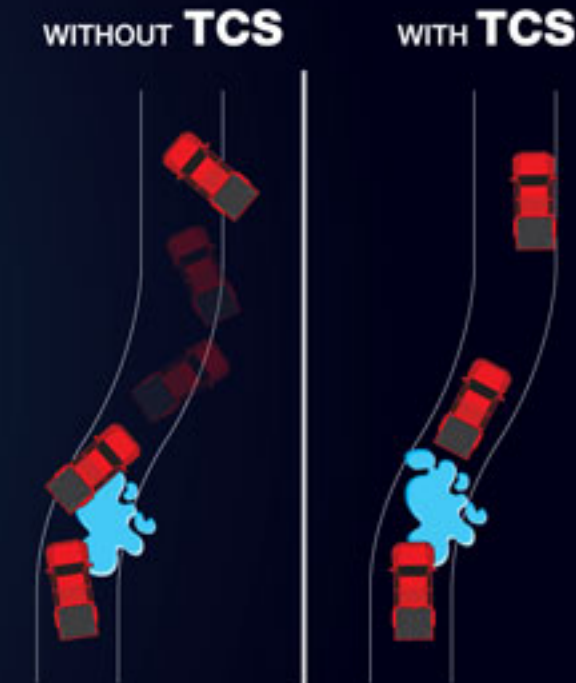
Keep steering control and handling even while brakes are applied:

- ABS (Anti-lock Braking System)
- EBD (Electronic Brake-force Distribution)
- BA (Brake Assist)



Prevents the vehicle from skidding and suppresses engine output to help regain control:

- Electronic Stability Control (ESC)



Keep control of your vehicle even on difficult road conditions:

- Traction Control System (TCS)

HILL DESCENT CONTROL (HDC)

Auto driver-assistance system allows you to drive on down-hill, off-road conditions without any brake input.



(Hill Descent Control)



Assured safety on steep terrains



(Hill Start Assist)

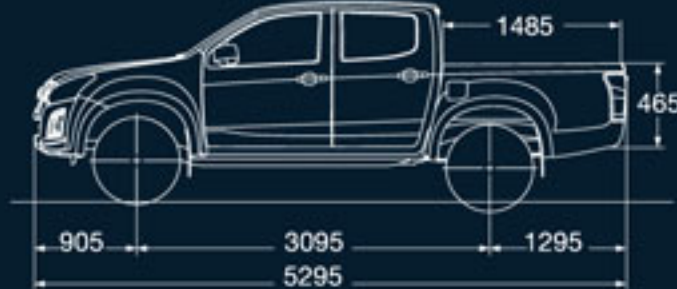
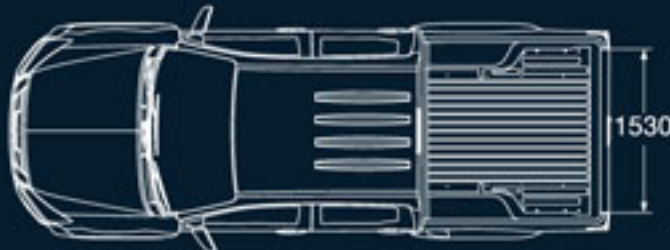
HILL START ASSIST (HSA)

Allows you to start your vehicle on an incline without fear of rolling backwards.

SPECIFICATIONS (PREMIUM)

		DOUBLE CAB 1.9L 4X2 1.9L 4X2 AT PREMIUM	DOUBLE CAB 1.9L 4X4 1.9L 4X4 AT PREMIUM	DOUBLE CAB 3.0L 4X4 3.0L 4X4 AT PREMIUM
ENGINE				
Model		RZ4E-TC		4JJ1-TCX
Type		In-Line 4-Cylinder VGS Turbo Intercooler Diesel DOHC 16V		In-Line 4-Cylinder VGS Turbo Intercooler Diesel DOHC 16V
Displacement (cc)		1,898		2,999
Maximum Output (kW (PS) / rpm) [ISO NET]		110 (150) / 3,600		130 (177) / 3,600
Maximum Torque (Nm / rpm) [ISO NET]		350 / 1,800 - 2,600		380 / 1,800 - 2,800
Fuel System		Direct Injection Electronic Commonrail		Direct Injection Electronic Commonrail
TRANSMISSION				
Type		6-Speed Automatic with Sequential Shift		5-Speed Automatic with Sequential Shift
SUSPENSION & BRAKES				
Suspension	Front	Independent Double Wishbones with Coil Springs & Stabilizers		
	Rear	Semi-Elliptical Leaf Springs		
Shock Absorber		All Wheels Hydraulic Double Action Telescopic		
Brakes	Front	Ventilated Disc with 2-Pot Calipers		
	Rear	Leading & Trailing Drums		
STEERING				
Steering System		Rack & Pinion Power Steering System		
Min. Turning Radius (m)		6.3		
TYRES & WHEELS				
Tyres & Wheels		255/60R18		
Spare Tyre & Wheel		255/60R18		
WEIGHT & CAPACITIES				
Kerb / Gross Vehicle Weight (kg)		1,815 / 2,400	1,910 / 2,500	1,970 / 2,500
Seating Capacity		5-Person		
Fuel Tank Capacity (L)		76		
EXTERIOR FEATURES				
Headlamps		Bi-LED Projector		
Daytime Running Lights (DRL)		LED		
Headlamp Levelling		Manual		
Front Fog Lamps		Equipped		
Antenna		Shark-Fin Type		
Roof Rails		Equipped		
Door Outer Mirrors		Chrome - Power Adjust, Auto Folding with LED Integrated Turn Indicator		
Rear Combination Lamps		LED		
Rear Bumper		One Step Type with Chrome Plating Finished		
Side Steps		Equipped		
Bed Liner		Equipped		
Sports Bar		Optional		
Cargo Tray		Optional		
Tailgate Assist		Optional		

DIMENSIONS (Units: mm)



			DOUBLE CAB 1.9L 4X2 1.9L 4X2 AT PREMIUM	DOUBLE CAB 1.9L 4X4 1.9L 4X4 AT PREMIUM	DOUBLE CAB 3.0L 4X4 3.0L 4X4 AT PREMIUM
INTERIOR FEATURES					
Meter Panel			e-LUMAX with Advance Multi-Information Display		
Steering Wheel			3-Spoke Leather Wrapped with Audio & Hands Free Switches		
Dash & Door Panel Soft Touch			Equipped		
Audio System	Type		Multimedia DVD Player with 8" Touch Screen, AM/FM, MP3, AUX, USB, HDMI, iPod & Bluetooth	Multimedia DVD Player with 8" Touch Screen, GPS Navigation, Smart Mirroring, Wi-Fi, AM/FM, MP3, AUX, USB, iPod & Bluetooth	
	Speaker				
Climate Control			8 (with Roof Speakers)		
Passive Entry & Start System (PESS)			Automatic		
USB Charging Port (Front & Rear)			Equipped		
Central Locking			Equipped		
Seats	Material		Premium Fabric	Equipped with Speed Sensing Automatic Door Lock	
	Front Seat	Type	Combination Premium Leather & Fabric		
				6-way Manual Adjustable Separate Type with Bucket Support	
	Rear Seat	Type	4-way Manual Adjustable Separate Type with Bucket Support		
			60:40 Split, Fold Up & Down Configuration with Center Arm Rest		
Power Windows			Equipped with Auto Up/Down & Jam Protection for Driver		
Terrain Command 4X4 System			Without	Equipped	
Middle Console Box			Soft Touch Arm Rest Compartment with Rear Cup Holder		
Power Outlet			Inside Top Tier Glove Box		
SAFETY FEATURES					
SRS Airbags			Dual - Driver & Front Passenger		6 - Driver, Front Passenger, Side & Curtain
Anti-lock Brake System (ABS)			Equipped		
Electronic Brake-force Distribution (EBD)			Equipped		
Brake Assist (BA)			Equipped		
Hill Start Assist (HSA)			Equipped		
Hill Descent Control (HDC)			Equipped		
Electronic Stability Control (ESC)			Equipped		
Traction Control System (TCS)			Equipped		
Body Construction			Tailor Blank Welded High Tensile Steel		
Side Door Impact Beams			Equipped		
Collapsible Steering Column			Equipped		
Seat Belts			3-Point ELR for All Occupants plus Pre-Tensioner with Load Limited for Front Seats		
Child Seat Anchorage			ISO FIX with Top Tether for Rear Seat		
Child Protector Safety Lock			Equipped (Rear Door)		
Reverse Camera			Equipped (with Parking Guide)		
Reverse Sensors			Equipped		
SECURITY FEATURES					
Vehicle Security System			Anti-Theft Alarm System with Key-Coded Immobilize		

AVAILABLE COLOURS



MAGNUM WHITE
(1.9L 4x2 AT)



TITAN SILVER



STALLION BLACK



SAPPHIRE BLUE



SILKY WHITE PEARL
(1.9/3.0L 4x4 AT)



RED SPINEL

1.9/3.0 DdD
BLUEPOWER

ISUZU D-MAX

Authorised Dealer



Contact us
for test drive

Terms and Condition

- Visual and specification show in this leaflet may differ from actual model.
- Isuzu Malaysia S/B reserve the right to change the technical specification and features without prior notice.
- All optional accessories are subject to additional charges.

ISUZU MALAYSIA SDN.BHD. (664946-H)

501D, LEVEL 5, TOWER D, UPTOWN 5, NO. 5, JALAN SS21/39, DAMANSARA UPTOWN,
47400 PETALING JAYA, SELANGOR DE. GENERAL LINE: 03-7723 9777



ISUZU



1-300-88-1133



ISUZU.DMax.Malaysia



ISUZUDMAXMalaysia



www.isuzu.net.my/pickup